

Jaw pain has a way of hijacking your day. Eating becomes a chore, phone calls feel tiring, and the background throb near the ear takes the shine off otherwise normal routines. For many of the people I see in practice, the problem is the temporomandibular joint, often shortened to TMJ. If you live or work in South London and you are weighing up your options, osteopathic treatment in Croydon can offer a thoughtful, hands-on route to easing TMJ dysfunction and the wider web of head, neck, and shoulder tension that so often travels with it.

Why the TMJ matters more than people realise

The TMJ is small, about fingertip size, but it does big jobs. It guides chewing, speech, yawning, and facial expression. It has a sliding and hinging action, with an articular disc that helps the jaw glide smoothly. Chewing uses strong muscles. The masseter can generate force measured in tens of kilograms on the molars, even more in brief clenching. If the disc gets irritated or displaced, or the muscles get taut with trigger points, you may feel clicking, a locked jaw, or that eerie feeling of fullness in the ear without a clear infection.

Most estimates put temporomandibular disorders somewhere around 5 to 12 percent of adults at any given time, with a higher rate in those with high stress loads or persistent neck pain. Not all TMJ symptoms need clinic care. Many settle with better habits, heat, and time. When they do not, a careful assessment and a coherent plan are worth their weight.

What osteopathic care brings to jaw and TMJ pain

Osteopathy is a regulated primary healthcare profession in the UK. A registered osteopath in Croydon will have trained in anatomy, biomechanics, clinical reasoning, and hands-on techniques that can be tailored to jaw problems. In practice, this means more than massaging the face. We look at how the jaw couples with the neck, ribcage, tongue, breathing, and posture, because the system is linked. If your shoulders are braced and you breathe shallowly, the neck often stiffens, the jaw hikes slightly, and sleep bruxism may flare when stress rises.

In clinical terms, the osteopathic lens is integrative. We assess the joints and soft tissues, but we also ask precise questions about triggers, habits, and the timeline:

- Did the pain start after dental work or a long period in the dentist's chair with your mouth open?
- Do you chew gum for long periods, or only on one side?
- Is there a morning headache centred at the temples, hinting at night clenching?
- Are you seeing a dentist for a splint, or has a dentist mentioned wear on your molars?
- Did the jaw pain track with neck strain after a minor road collision?

The answers often reveal a pattern. With that pattern, we choose the right blend of manual therapy and self-management, and we decide if onward referral to a dentist, GP, or ENT is wise.

A quick tour of anatomy, in practical terms

The TMJ is where the condyle of the mandible meets the temporal bone. Between them sits the disc, a fibrocartilage pad that redistributes load when you open, close, and slide the jaw forward. The lateral pterygoid can tug on the disc. If its tone is high and the disc tissues are irritable, you may hear a click during opening. The masseter and temporalis generate chewing force. The medial pterygoid helps elevate the jaw and works as a pair with the masseter, like a sling.

Nerves and vessels in the area are sensitive. The auriculotemporal nerve can refer pain to the temple or near the ear. Trigger points high in the masseter can send pain to the maxillary teeth, which is why people sometimes think it is a dental cavity when the tooth is fine.

The jaw does not live in isolation. The hyoid bone, the suprahyoid and infrahyoid muscles, the sternocleidomastoid, and the upper trapezius form a kinetic chain that affects jaw mechanics. Slumped sitting with a forward head tends to compress the upper neck, which can subtly change jaw rest position. An osteopath south Croydon patients trust will evaluate these wider links, then focus the treatment where it helps most.

Common causes and contributory factors, seen in clinic

TMJ pain usually grows from a handful of overlapping drivers rather than a single villain. You may see any of the following in one person:

- Parafunctional habits such as clenching during the day or grinding at night. People often deny it until a partner hears grinding or a dentist shows tooth wear.
- Post-dental soreness after long, open-mouth procedures. The muscles fatigue, the jaw stiffens, and opening becomes painful for a week or two unless helped along.
- Orthodontic changes or recent bite adjustments that unsettle familiar patterns for a while.
- Neck stiffness and headaches that alter jaw guard and chewing patterns.
- Stress, poor sleep, high caffeine intake, or late screens, all of which increase arousal and make bruxism more likely.
- Direct trauma, even minor whiplash, which can sensitise neck and jaw tissues.
- Systemic pain sensitivity, especially when someone already has persistent pain in the back or pelvis.

The good news is that most of these are modifiable. A thorough plan combines gentle manual therapy with clear, achievable self-care steps. In Croydon osteopath clinics, I routinely see improvement across 3 to 6 sessions when the plan matches the true drivers and the patient works the home pieces.

When to seek an assessment

Sometimes jaw pain is self-limiting. Other times, timely input saves months of frustration. If any of the following sound familiar, book a check with a local osteopath in Croydon or speak to your dentist or GP:

- Jaw pain or stiffness lasting more than three weeks without clear improvement
- Regular jaw clicking with pain, or episodes of locking or deviation that affect eating
- Headaches at the temples on waking, or tooth sensitivity without a dental cause
- Ear pain, fullness, or tinnitus with a normal ear exam, especially if chewing worsens it
- Recent dental work, orthodontic changes, or minor whiplash followed by persistent jaw discomfort

What to expect at an osteopathy clinic in Croydon

At a good osteopathy clinic Croydon residents will find a fairly structured process that still leaves space for your story. The first visit blends medical screening with biomechanical assessment and clear education. Expect these steps:

- A detailed case history about your jaw, neck, headaches, dental care, stress, sleep, and habits like gum chewing or nail biting
- Physical assessment of jaw opening, closing, side glide, and protrusion, with notes on clicks, catches, and deviations
- Palpation of muscles in the face, jaw, neck, and upper chest, including masseter, temporalis, SCM, and pterygoids
- A check of posture, breathing mechanics, and thoracic mobility to see how the whole pattern holds together
- An explanation of findings in plain language, plus an initial treatment plan and home exercises you can start straight away

Follow-up sessions refine the plan. We track your opening range in millimetres, your pain scores, and your ease with daily tasks like eating a bagel or yawning freely.

How osteopathic treatment helps TMJ dysfunction

Manual therapy Croydon patients receive for jaw pain aims to reduce pain, improve movement quality, calm overactive [best osteopath Croydon](#) muscles, and settle joint mechanics. In practice, the toolkit looks like this:

Soft tissue techniques. Gentle kneading or sustained pressure over the masseter, temporalis, and upper neck can reduce nociceptive input and ease trigger points. The effect can be felt almost immediately as a sense of warmth and a smoother opening arc.

Joint mobilisation. Subtle, slow glides of the TMJ in its natural directions can improve the opening pathway. Mobilising the upper cervical spine often reduces protective guarding around the jaw.

Muscle energy techniques. These use light resisted movements to lengthen tight muscles and restore symmetry. For example, resisting a gentle side glide can balance the lateral pterygoids without pushing into pain.

Intraoral release. With consent, a gloved hand can access the medial pterygoid and parts of the lateral pterygoid from inside the mouth. This requires skill and a steady pace. When indicated, it can free a stubborn closing spasm that ordinary massage does not reach.

Cranial and facial techniques. Light contact at the cranial base, zygomatic arch, and temporal bones can help calm a reactive system. Patients often describe these as deeply relaxing, especially if sleep has been poor.

Education and habit coaching. Small changes, like jaw rest position, can be powerful. A rested jaw has the tongue on the roof of the mouth, teeth slightly apart, and lips together. Many people keep the teeth lightly touching all day without realising. Shifting that single habit can spare your jaw hours of compressive loading.

The dosage matters. Strong techniques applied too early to an irritable joint can flare symptoms. A registered osteopath in Croydon will scale pressure and technique selection to your sensitivity on the day, then build intensity over sessions as tolerance improves.

A practical example from the clinic

A 34 year old teacher from Addiscombe came in after six months of right sided jaw pain. Her symptoms spiked during report-writing deadlines. She had a morning temple headache twice a week, and her dentist had mentioned early enamel wear but had not yet issued a splint. She could open to two finger widths before pain. Clicking on opening started mid way. Her neck felt stiff most days by 3 pm.

We found tenderness in the masseter and medial pterygoid, a mild C2 restriction, a slumped seated posture when typing, and shallow upper chest breathing. The plan was six sessions over eight weeks, with soft tissue and joint techniques, graded intraoral work from session two, plus daily heat, a jaw rest habit cue during marking, a brief nasal breathing drill, and a short neck mobility break [walk-in osteopathy clinic](#) at lunchtime.

By week three, opening had improved to 36 mm with less deviation. The morning headaches dropped to once a fortnight. At week five, with a new dental night splint in place, clicks were quieter and no longer painful. By the final session, she could manage a chewy baguette without symptoms. We spaced a review for two months, focused on habit maintenance and stress pacing during exam season.

Not every case progresses in a straight line, especially if life throws stress back into the system, but a structured and flexible plan gains traction more often than not.

Working alongside dentists and other clinicians

TMJ disorders sit at the junction of musculoskeletal care and dental care. It is common to share care. If I suspect significant bruxism, I will suggest a dental review. A custom night guard can protect teeth and reduce joint loading. If ear symptoms are prominent and the ear exam is unclear, an ENT referral may be sensible. If persistent low mood or high anxiety is central, a GP or psychological therapist can help regulate stress arousal that feeds clenching.

An osteopath near Croydon who knows local referral pathways can coordinate care efficiently, so you are not left bouncing between services. Good communication cuts duplicates and speeds recovery.

Self-care that reinforces treatment

Manual care plants the seed. Your day to day habits water it. The most effective changes are simple, repeatable, and easy to weave into your life:

Heat and gentle movement. A warm pack over the cheek and temple for 10 minutes, followed by slow, pain free opening and side glides, can prime the joint for meals. Two or three cycles per day work well during a flare.

Jaw rest position. Tongue resting on the palate behind the front teeth, lips together, teeth apart. Use a sticky note on your monitor or a phone reminder that says “Lips together, teeth apart.” Catching even 50 percent of clenching moments makes a difference.

Chewing strategy. During a sore spell, cut food into smaller pieces and avoid very hard or chewy items. Alternate sides when chewing. Take your time with each mouthful.

Breathing and shoulders. Try a two minute nasal breathing drill, slow inhale and longer exhale, twice daily. Soften the shoulders during desk work. A quick shoulder roll and a gentle chin nod can reset a creeping hunch.

Sleep. Aim for a regular bedtime, cut caffeine after lunch, and dim screens in the last hour. Better sleep lowers overnight bruxism odds. If you snore heavily or wake unrefreshed, speak to your GP. Sleep apnea can aggravate TMD.

These are simple steps. The trick is consistency. Most people notice a palpable shift in one to two weeks when they pair self-care with hands-on sessions.

Addressing headaches and neck pain that travel with the jaw

Temple headaches and suboccipital headaches often chase TMJ issues. The trigeminal and upper cervical nerves share pathways in the brainstem, which can blur the line between jaw pain and head pain. From a treatment angle, we calm both sources. Gentle mobilisations at the upper neck, soft tissue work at the suboccipitals, and posture coaching reduce head pain frequency. When jaw mechanics improve, the headaches usually become less frequent and less intense.

An example. A Thornton Heath runner with left jaw pain also had weekly right sided occipital headaches. We focused on jaw muscle balance, upper cervical mobility, and taught a simple two minute chin retraction drill. In three weeks, the headaches dropped to occasional. He kept the drill before runs and after desk sessions. The compound effect held.



Safety, red flags, and when not to wait

Most TMJ pain is benign. There are exceptions that deserve attention. If you notice a hard, progressive limitation in opening that does not budge with gentle care, a locked bite after trauma, unexplained weight loss, a fever with jaw swelling, or numbness in the face, get medical advice promptly. Sudden one sided facial weakness needs emergency care. These are uncommon, but better safe than sorry.

An experienced Croydon osteopath will screen for these signs in the initial history and exam. If something does not fit the benign pattern, you should expect a clear explanation and a referral pathway mapped out.

How many sessions, and what improvement looks like

Timeframes vary. If the main driver is muscular overload and habit, three to four sessions often bring clear progress. If there is a painful click from disc displacement with reduction, expect six to eight sessions, plus dental input if bruxism is heavy. Post dental soreness after a long session often resolves faster, within two to three weeks when supported.

We measure what matters to you. For one person, it is eating crusty bread without worry. For another, it is giving a presentation without jaw fatigue. We also use objective notes: opening range in millimetres, number of painful clicks per day, mornings with headache, or a simple 0 to 10 pain scale during chewing. Small weekly gains add up.

Choosing a good-fit practitioner locally

People sometimes search for the best osteopath Croydon and hope for a neat shortlist. The reality is more nuanced. Look for a registered osteopath Croydon based who regularly treats jaw and TMJ presentations, is comfortable working alongside dentists, and can explain their approach without jargon. Ask how they measure progress and what you can do between sessions. You should leave the first appointment with a plan you understand and a sense of partnership.

If you are in South Croydon, Purley, Shirley, or Sanderstead, it is worth choosing an osteopath close to home or work to keep appointments practical. Consistency matters more than a heroic one-off session across the city.

The role of exercise, dosed well

You can overdo jaw exercises. Repetitive hard end-range opening drills can irritate a sore joint. The sweet spot is slow, controlled, and within comfort. Early on, we often use mirror-guided opening to correct deviation. You stand in front of a mirror, place a fingertip on your chin, and open gently so the jaw tracks straight. Two sets of five to eight smooth repetitions, pain free, twice daily, is a good starter.

For motor control, we might use controlled holds with the tongue on the palate. For strength later in rehab, we can add gentle resisted opening and closing with a soft object between the teeth, staying short of pain. If the neck is a co-driver, we add simple deep neck flexor endurance holds for 10 to 20 seconds, progressing slowly.

Progression is paced by symptoms and quality of movement, not the calendar. Your osteopath will tweak the prescription based on how your jaw behaves in the days after each visit.

Practicalities if you are local

Finding a time that sticks helps follow-through. Many Croydon clinics offer early morning or evening slots. A typical new patient visit lasts around 45 to 60 minutes. Follow-ups often run 30 to 40 minutes. You should wear clothing that allows access to the neck and shoulders. If you use a mouthguard, bring it. If a dentist has taken bite records or X-rays, bring the report or have it emailed. Coordinated care saves you repetition.

Parking and transport matter more than people admit. If you rely on the tram or the Overground, pick a clinic you can reach without rushing. Calm arrivals set the tone for calm treatment.

Costs, value, and realistic expectations

Prices vary by clinic. Across South London, you will usually see first appointments in a range that reflects the therapist's experience and session length, with follow-ups modestly lower. The true value sits in getting a tailored plan that avoids cycles of flare and frustration. Expect clear goals and a sense of what you can influence. If someone promises a quick miracle or claims to fix TMJ in one visit for everyone, be cautious.

Recoveries are rarely linear. You might have a good week then a bad day after a long meeting or a tough meal. That does not erase progress. The trend across four to six weeks matters more than a single day.

How osteopathy fits with the science

TMD is multifactorial. Research supports a combined approach: education and self-management, gentle manual therapy to reduce pain and improve function, and dental splints for those who grind at night or show tooth wear. Exercise that restores normal movement patterns, rather than brute force strengthening, is usually most helpful early on. Stress reduction and sleep hygiene are not side notes. They can tip the balance.

Osteopathic practice sits comfortably inside that evidence map. It is hands-on, yes, but equally focused on behaviour change and coordination with dental care when needed. The aim is not to chase pain around the face. It is to settle the system that made the jaw sore in the first place.

What a typical treatment arc can look like

Week 1. Assessment, education, gentle soft tissue and joint work, heat routine, jaw rest coaching, and a short movement drill. Pain edges soften, movement feels less guarded.

Week 2 to 3. Add targeted intraoral work if indicated, refine exercises, and adjust desk and sleep habits. Clicks may still be present, but opening grows smoother and less painful.

Week 4 to 6. If bruxism is confirmed, a dental night guard may be in place by now. Manual therapy intensity can increase. We add a small dose of motor control work and integrate breathing and neck endurance drills. Meals become less of a calculation.

Beyond week 6. Space sessions, focus on resilience. Keep the small habits that did the heavy lifting. Check-ins as needed during known stress spikes.

Avoiding common pitfalls

Two patterns slow progress. The first is clenching during focused work. Many people do their worst bruxing between 11 am and 3 pm while typing. Micro cues help. A discreet phone reminder every hour that says “jaw rest” can break the cycle. The second is chasing hard stretches for the jaw. Stretching into pain is tempting, but it inflames a reactive joint. Stay within comfort, even if that feels oddly gentle. The results are better.

A third pattern is expecting one clinician to solve every part of the problem. TMJ care works best as a team effort. Your osteopath, your dentist, and you, aligned on the steps.

If you are comparing options in the area

There are solid choices for osteopathic treatment Croydon wide. Proximity to tram links in central Croydon helps if you work in town. South Croydon and Purley clinics are convenient for those driving from Caterham or Kenley. Shortlist practitioners who mention TMJ or orofacial pain among their interests. Read how they describe their approach. Does it sound patient centred and specific, or generic? A local osteopath Croydon residents recommend will usually be happy to answer a couple of brief questions before booking if you are unsure.

A final word on confidence, not perfection

Your jaw does not need to be perfect to feel good. It needs less irritability, better movement quality, and calmer habits. Osteopathic care helps the pieces work together. The rest is practice and patience. When people gain confidence to yawn fully again without guarding, they often smile, then laugh at how long they put up with it. If jaw pain has dulled your days, a Croydon osteopath can help you turn that corner, with steady hands and a plan that makes sense in real life.

``html Sanderstead Osteopaths - Osteopathy Clinic in Croydon

Osteopath South London & Surrey

[07790 007 794](tel:07790007794) | [020 8776 0964](tel:02087760964)

hello@sanderstead-osteopaths.co.uk

www.sanderstead-osteopaths.co.uk

Sanderstead Osteopaths is a Croydon osteopath clinic delivering clear, practical care across Croydon, South Croydon and the wider Surrey area. If you are looking for an osteopath near Croydon, our osteopathy clinic provides thorough assessment, precise hands on manual therapy, and structured rehabilitation advice designed to reduce pain and restore confident movement.

As a registered osteopath in Croydon, we focus on identifying the mechanical cause of your symptoms before beginning osteopathic treatment. Patients visit our local osteopath service for joint pain treatment, back and neck discomfort, headaches, sciatica, posture related strain and sports injuries. Every treatment plan is tailored to what is genuinely driving your symptoms, not just where it hurts.

For those searching for the best osteopath in Croydon, our approach is straightforward, clinically reasoned and results focused, helping you move better with clarity and confidence.

Service Areas and Coverage:

Croydon, CR0 - Osteopath South London & Surrey
New Addington, CR0 - Osteopath South London & Surrey
South Croydon, CR2 - Osteopath South London & Surrey
Selsdon, CR2 - Osteopath South London & Surrey
Sanderstead, CR2 - Osteopath South London & Surrey
Caterham, CR3 - Caterham Osteopathy Treatment Clinic
Coulston, CR5 - Osteopath South London & Surrey
Warlingham, CR6 - Warlingham Osteopathy Treatment Clinic
Hamsey Green, CR6 - Osteopath South London & Surrey
Purley, CR8 - Osteopath South London & Surrey
Kenley, CR8 - Osteopath South London & Surrey

Clinic Address:

88b Limpsfield Road, Sanderstead, South Croydon, CR2 9EE

Opening Hours:

Monday to Saturday: 08:00 - 19:30

Sunday: Closed

Google Business Profile:


[View on Google Search](#)

[About on Google Maps](#)

[Reviews](#)

Follow Sanderstead Osteopaths:

[Facebook](#)



Croydon Osteopath: Sanderstead Osteopaths provide professional osteopathy in Croydon for back pain, neck pain, headaches, sciatica and joint stiffness. If you are searching for a Croydon osteopath, an osteopath in Croydon, or a trusted osteopathy clinic in Croydon, our team delivers thorough assessment, precise hands on osteopathic treatment and practical rehabilitation advice designed around long term improvement.

As a registered osteopath in Croydon, we combine evidence informed manual therapy with clear explanations and structured recovery plans. Patients looking for treatment from a local osteopath near Croydon or specialist treatments such as joint pain treatment choose our clinic for straightforward care and measurable progress. Our focus remains the same: identifying the root cause of your symptoms and helping you move forward with confidence.

Are Sanderstead Osteopaths a Croydon osteopath?

Yes. Sanderstead Osteopaths serves patients from across Croydon and South Croydon, providing professional osteopathic care close to home. Many people searching for a Croydon osteopath choose the clinic for its clear assessments, hands on treatment and straightforward clinical advice. Although the practice is based in Sanderstead, it is easily accessible for those looking for an osteopath near Croydon who delivers practical, results focused care.

Do Sanderstead Osteopaths provide osteopathy in Croydon?

Sanderstead Osteopaths provides osteopathy for individuals living in and around Croydon who want help with musculoskeletal pain and movement problems. Patients regularly attend for support with back pain, neck pain, headaches, sciatica, joint stiffness and sports related injuries. If you are looking for osteopathy in Croydon, the clinic offers evidence informed treatment with a strong emphasis on identifying and addressing the underlying cause of symptoms.

Is Sanderstead Osteopaths an osteopathy clinic serving Croydon?

Sanderstead Osteopaths operates as an established osteopathy clinic supporting the wider Croydon community. Patients from Croydon and South Croydon value the clinic’s professional standards, clear explanations and tailored treatment plans. Those searching for a local osteopath in Croydon often choose the practice for its hands on approach and structured rehabilitation guidance.

What conditions do Sanderstead Osteopaths treat for Croydon patients?

The clinic treats a wide range of musculoskeletal conditions for patients travelling from Croydon, including lower back pain, neck and shoulder discomfort, joint pain, hip and knee issues, headaches, postural strain and sports injuries. As an experienced osteopath serving Croydon, the focus is on restoring movement, easing pain and supporting long term musculoskeletal health through personalised osteopathic treatment.

Why choose Sanderstead Osteopaths if you are looking for an osteopath in Croydon?

Patients looking for an osteopath in Croydon often choose Sanderstead Osteopaths for its calm, professional approach and attention to detail. Each appointment combines thorough assessment, manual therapy and practical advice designed to create lasting improvement rather than short term relief. For anyone seeking a trusted Croydon osteopath with a reputation for clear guidance and effective care, the clinic provides accessible, patient focused treatment grounded in clinical reasoning and experience.

Who and what exactly is Sanderstead Osteopaths?

Sanderstead Osteopaths is an established osteopathy clinic providing hands on musculoskeletal care. Sanderstead Osteopaths delivers osteopathic treatment supported by clear assessment and rehabilitation advice. Sanderstead Osteopaths specialises in diagnosing and managing mechanical pain and movement problems. Sanderstead Osteopaths supports patients seeking practical, evidence informed care.

Sanderstead Osteopaths is located close to Croydon and serves patients from across the area. Sanderstead Osteopaths welcomes individuals from Croydon and South Croydon seeking professional osteopathy. Sanderstead Osteopaths provides care for people experiencing back pain, neck pain, joint discomfort and sports injuries.

Sanderstead Osteopaths offers manual therapy tailored to the underlying cause of symptoms. Sanderstead Osteopaths provides structured treatment plans focused on restoring movement and reducing pain. Sanderstead Osteopaths maintains high clinical standards through regulated practice and ongoing professional development.

Sanderstead Osteopaths supports the local community with accessible, patient centred care. Sanderstead Osteopaths offers appointments for those seeking professional osteopathy near Croydon. Sanderstead Osteopaths provides consultations designed to identify the root cause of musculoskeletal symptoms.

? What do osteopaths charge per hour?

A. Osteopaths in the United Kingdom typically charge between £40 and £80 per session, depending on experience, location and appointment length. Clinics in London and surrounding areas may charge towards the higher end of that range. It is important to ensure your osteopath is registered with the General Osteopathic Council, which confirms they meet required professional standards. Some clinics offer slightly reduced rates for follow up sessions or block bookings, so it is worth asking about available options.

? Does the NHS recommend osteopaths?

A. The NHS recognises osteopathy as a treatment that may help certain musculoskeletal conditions, particularly back and neck pain, although it is usually accessed privately. Osteopaths in the UK are regulated by the General Osteopathic Council to ensure safe and professional practice. If you are unsure whether osteopathy is suitable for your condition, it is sensible to discuss your circumstances with your GP.

? Is it better to see an osteopath or a chiropractor?

A. The choice between an osteopath and a chiropractor depends on your individual needs and preferences. Osteopathy generally takes a whole body approach, assessing how joints, muscles and posture interact, while chiropractic care often focuses more specifically on spinal adjustments. In the UK, osteopaths are regulated by the General Osteopathic Council

and chiropractors by the General Chiropractic Council. Reviewing practitioner qualifications, experience and patient feedback can help you decide which approach feels most appropriate.

? What conditions do osteopaths treat?

A. Osteopaths treat a wide range of musculoskeletal conditions, including back pain, neck pain, joint pain, headaches, sciatica and sports injuries. Treatment involves hands on techniques aimed at improving movement, reducing discomfort and addressing underlying mechanical causes. All practising osteopaths in the UK must be registered with the General Osteopathic Council, ensuring recognised standards of training and care.

? How do I choose the right osteopath in Croydon?

A. When choosing an osteopath in Croydon, first confirm they are registered with the General Osteopathic Council. Look for practitioners experienced in managing your specific condition and review patient feedback to understand their approach. Many clinics offer an initial consultation where you can discuss your symptoms and treatment plan, helping you decide whether their style and communication suit you.

? What should I expect during my first visit to an osteopath in Croydon?

A. Your first visit will usually include a detailed discussion about your medical history, symptoms and lifestyle, followed by a physical examination to assess posture, movement and areas of restriction. Hands on treatment may begin in the same session if appropriate. Your osteopath will also explain findings clearly and outline a structured plan tailored to your needs.

? Are osteopaths in Croydon registered with a governing body?

A. Yes. Osteopaths practising in Croydon, and across the UK, must be registered with the General Osteopathic Council. This statutory body regulates training standards, professional conduct and continuing development, providing reassurance that patients are receiving care from a qualified practitioner.

? Can osteopathy help with sports injuries in Croydon?

A. Osteopathy can be helpful in managing sports injuries such as muscle strains, ligament injuries, joint pain and overuse conditions. Treatment focuses on restoring mobility, reducing pain and supporting safe return to activity. Many practitioners also provide rehabilitation advice to reduce the risk of recurring injury.

? How long does an osteopathy treatment session typically last?

A. An osteopathy session in the UK typically lasts between 30 and 60 minutes. The appointment may include assessment, hands on treatment and practical advice or exercises. Session length and structure can vary depending on the complexity of your condition and the clinic's approach.

? What are the benefits of osteopathy for pregnant women in Croydon?

A. Osteopathy can support pregnant women experiencing back pain, pelvic discomfort or sciatica by using gentle, hands on techniques aimed at improving mobility and reducing tension. Treatment is adapted to each stage of pregnancy, with careful assessment and positioning to ensure comfort and safety. Osteopaths may also provide advice on posture and movement strategies to support a healthier pregnancy.

Local Area Information for Croydon, Surrey

Croydon Council News

Latest official news and announcements from Croydon Council

Croydon Commercial platform connects businesses with available premises

06 February 2026 • Recent news, Regeneration, business

Croydon Council and Develop Croydon launch a new website to help residents, entrepreneurs and investors quickly find suitable business premises – supporting economic growth across Croydon. The post Croydon Commercial platform connects businesses with available premises appeared first on Newsroom.

Mayor Perry – listening to Croydon 6 February 2026

06 February 2026 • Recent news, Art on your Doorstep, community base

Mayor Perry looks back on the week with a new community base opening in Broad Green, the launch of an art trail across the borough and the announcement of a pay increase for foster carers. The post Mayor Perry – listening to Croydon 6 February 2026 appeared first on Newsroom.

Croydon reduces request for Government support in 2026-27

TfL Transport Status - All Lines

Real-time status for all London Underground, Overground, DLR, and Tram lines serving Croydon, UK

 **Bakerloo:** Good Service

 **Central:** Good Service

 **Circle:** Minor Delays

Circle Line: Minor delays due to train cancellations.

 **District:** Good Service

 **DLR:** Part Closure

DOCKLANDS LIGHT RAILWAY: Sunday 8 February, no service between Shadwell and Tower Gateway. Use local London Buses route 100.



7-Day Weather Forecast - Croydon, UK

Detailed weather forecast including temperature, precipitation, humidity, wind, and UV index for Croydon, UK

 **Current: 8.0°C**

 Wind: 7.4 km/h |  Humidity: 90%

Sunday 08 Feb

 7.5°C - 11.1°C |  0.2mm (60%) |  UV 1

Monday 09 Feb

 7.3°C - 11.1°C |  1.7mm (33%) |  UV 1

Tuesday 10 Feb

 8.8°C - 12.3°C |  3.25mm (90%) |  UV 1

Air Quality Index - Croydon, UK

Real-time air quality monitoring including PM2.5, PM10, NO₂, O₃, and CO levels for Croydon, UK

AQI: 0 - Good

PM2.5: 0.0 µg/m³

PM10: 0.0 µg/m³

NO₂: 0.0 µg/m³

O₃: 0.0 µg/m³

CO: 0.0 µg/m³

Powered by Local Widget Creator

Crime Statistics - Croydon, UK

Detailed crime breakdown by category with counts and percentages for Croydon, UK area (latest month)

1184 Total reported crimes in Croydon, UK area

Violent Crime	315 (26.6%)
Anti Social Behaviour	245 (20.7%)
Shoplifting	107 (9.0%)
Drugs	81 (6.8%)
Vehicle Crime	78 (6.6%)

Powered by Local Widget Creator

Roadworks & Disruptions - Croydon, UK

Live road disruption alerts with severity levels, locations, and details for Croydon, UK

[A406] BOWES ROAD (N11 ,N13 ,N22) (Enfield)

Serious - Emergency service incidents

[A406] Bowes Road (Westbound) at the junction of Pymmes Road - The road is closed due to an emergency services incident.

[A12] EASTERN AVENUE EAST (RM2 ,RM3) (Havering)

Moderate - Works

Gallows Corner Flyover Refurbishment - [A12] Eastern Avenue East (All directions) at the junction of [A12] Colchester Road - Various restrictions, to facilitate the refurbishment of Gallows Corner Fly

[A1205] BURDETT ROAD (E14) (Tower Hamlets)

Moderate - Works

[A1205] Burdett Road (Both directions) at the junction of [A13] East India Dock Road - Lane restrictions in place to facilitate Thames Water works.

[A23] STREATHAM HILL (SW16 ,SW2) (Lambeth)

Moderate - Works

[A23] Streatham Hill (Both directions) between [A205] Christchurch Road and Leigham Court Road - Various restrictions for TfL works. Lane restrictions, in place over the

Local News - Croydon, UK

Latest news headlines and stories from Croydon, UK and surrounding areas

Whitgift Centre: Croydon's Beleaguered Shopping Mall Is Star...

Man dies after incident near retail park in Croydon - Your L...

Two dead, three injured in crash and stabbing in grim weeken...

Croydon Commercial platform connects businesses with availab...

Age UK coffee mornings, Dunelm, second Thu of each month - I...

Powered by Local Widget Creator

Traffic & Road Incidents - Croydon, UK

Live traffic updates, road incidents, and disruptions affecting Croydon, UK and nearby areas

Emergency service incidents

Works

Works

Works

Works

Powered by Local Widget Creator