

Introduction

Roofing is one of the most critical elements of any home. It secures your household, personal belongings, and financial investment from the components. Nevertheless, numerous homeowners overlook the signs that their roof might need repair up until it's too late. In this post, we'll explore the **top signs you require roofing repair** and provide a detailed guide on how to pick [roofer near me](#) the best roofer near you. With over 6,000 words of comprehensive content, you'll get the knowledge required to make educated decisions about your roofing needs.

Top Indications You Required Roof Repair

1. Leakages and Water Damage

Water discolorations on ceilings or walls are often the very first signs of a leaky roofing system. If you see these spots, it's important to act quickly.

Identifying Water Damage

- Look for staining or bubbling paint.
- Inspect your attic for wetness or mold growth.

These signs often show that water is penetrating your home, and a **roof inspection** ought to be performed immediately.

Consequences of Disregarding Leaks

Ignoring leaks can result in serious structural damage and costly repairs down the line. Prolonged exposure to wetness can trigger wood rot and jeopardize your home's integrity.

2. Missing Out On or Damaged Shingles

Missing shingles can leave your roofing system vulnerable to further damage from wind and rain.

How to Area Shingle Damage

- Check your roofing after strong winds or storms.
- Look for granules in your gutters, which indicate shingle deterioration.

Repair vs. Replacement

If only a few shingles are damaged, a basic repair may suffice. However, if numerous shingles are missing, it might be time for a complete roof replacement.

3. Sagging Roof Deck

A drooping roof deck is frequently a sign of serious underlying concerns such as structural failure or water accumulation.

Assessing Your Roofing Deck

- Use a level to look for sagging areas.
- Inspect from both inside (attic) and outside (ground level).

This condition needs instant attention from an expert **roofer** near you.

4. Granule Loss on Asphalt Shingles

Asphalt shingles naturally use with time; however, excessive granule loss can represent that they are reaching completion of their lifespan.

Monitoring Granule Loss

- Check gutters for shingle granules.
- Examine shingles; they should have a constant surface area texture.

If you observe significant loss, seek advice from a roof professional about possible repairs or replacements.

5. Broken or Curling Shingles

Cracked or curling shingles can show aging products or incorrect installation.

What to Look For

- Inspect shingles for fractures throughout routine checks.
- Pay attention to curling edges as they might signal that water can seep through the layers beneath.

These problems frequently require instant intervention by a knowledgeable roofer.

6. High Energy Bills

Increased energy expenses could be attributed to poor insulation due to roofing system inefficiencies.

Understanding Energy Loss

- Conduct an energy audit in your home.

If air leaks are discovered around the roofline, it might be time for repairs to enhance energy efficiency.

7. Age of Your Roof

Most roofings last in between 20 to 25 years depending upon materials utilized and local environment conditions.

Consider contacting previous owners if you're unsure about when your roof was set up. If it's approaching its life-span limitation, begin thinking about repairs or replacements even if there are no noticeable problems yet.

How to Select the very best Roofer Near You

Choosing the right roofer is just as important as recognizing when you need repairs. Here's how you can guarantee that you find the best specialists in your area:

8. Research Local Roofing Companies

Start by searching " **roofer near me**" online to assemble a list of regional contractors concentrating on roofing services.

Tips for Researching:

- Check ratings on platforms like Yelp or Google Reviews.
- Ask family and friends for suggestions based on their experiences.

This will give you insight into trusted contractors in your area.

9. Validate Licensing and Insurance

Always validate that possible roofing contractors have valid licenses and insurance protection before [JDH Remodeling: Roofing and Exteriors roof repair](#) employing them.

Why It Matters:

A licensed roofer has satisfied specific industry standards while insurance coverage secures both celebrations in case of mishaps throughout work-- ensuring peace of mind throughout the process.

10. Demand Detailed Estimates

When considering numerous contractors, demand detailed estimates that lay out all costs included with labor and products required for repair work or replacements.

What Needs to Be Included?

A comprehensive quote need to consist of:



- Labor costs
- Material specifications
- Timeline for completion

This allows for much better contrasts among different companies' deals before making choices based entirely on price alone!

11. Examine References and Previous Work

Ask each contractor for referrals from previous customers together with images illustrating previous work carried out successfully-- this will supply valuable insights into their craftsmanship quality!

Frequently Asked Questions (FAQs)

12. How do I understand if I require roof repair?

Look out for indications like leaks indoors, missing out on shingles outdoors, sagging roofs, high energy costs among others discussed above! If any use specifically reach out promptly!

13. What should I ask my roofer before hiring them?

Inquire about licensing/insurance status; service warranty information; timeline estimates & & payment structure upfront so no surprises develop later on down road!

14. Can I perform my own roof inspection?

While DIY examinations are possible consider working with professionals who have experience spotting issues accurately without risking individual safety!

15. For how long does roof repair work usually take?

The period differs based upon seriousness but usually ranges from numerous hours up-to couple of days depending upon extent included within task scope itself!

16. Is it much better to repair or replace an old roof?

That depends totally upon condition-- small damages may require fast repairs while extensive degeneration might demand complete replacement instead!

Conclusion

Understanding when you require roof repair is vital not just for preserving looks however likewise safeguarding versus structural stability risks postured by disregarding prospective problems early-on! Coupled with finding certified regional specialists guarantees efficient resolution towards issues provided proactively instead of reactively later on down line! Keep in mind constantly focus on precaution throughout entire process whether inspecting yourself consulting experts-- your home deserves nothing less than first-class care!



By following these guidelines described above along with acknowledging warning signals indicating trouble ahead will empower house owners all over towards making informed choices relating to maintenance guaranteeing longevity home treasured dearly!

JDH Remodeling: Roofing and Exteriors 4821 St Leonard Rd Suite 201 St Leonard, MD 20685 (443) 241-7356

JDH Remodeling: Roofing and Exteriors

Southern Maryland's Trusted Roofing Company for Over Three Generations

 Owens Corning Platinum Preferred Contractor 

Representing Excellence in Roofing Since 2010

Company Information

Established: 2010

Owner: Jim Dodson

Legacy: Three Generations of Excellence

Specialization: Roofing & Exterior Remodeling

Contact Details

Address:

4821 St Leonard Rd Suite 201
St Leonard, MD 20685

Phone: (443) 241-7356

Email: info@jdhremodeling.com

Service Availability

24/7 Emergency Service

Available for urgent roofing needs and storm damage

Free Estimates

Professional assessments at no cost

About JDH Remodeling

JDH Remodeling has been Southern Maryland's trusted roofing company for over three generations. As an Owens Corning Platinum Preferred Roofing Contractor, we specialize in roof repairs, replacements, and storm damage restoration, delivering durable, high-quality solutions with award-winning service.

We proudly serve homeowners in Lexington Park, California, Solomons, Leonardtown, Lusby, Prince Frederick, Dunkirk, Waldorf, La Plata, Southern Maryland and surrounding areas. Our expert team ensures precision in every project, from minor repairs to full roof replacements. In addition to roofing, we offer siding, window and door replacement, gutters, and attic insulation to improve your home's durability, energy efficiency, and curb appeal.

Why Choose JDH Remodeling?

- Three generations of trusted service
- Owens Corning Platinum Preferred Contractor
- 24/7 emergency service availability
- Award-winning customer service
- Comprehensive financing options
- Free professional estimates

Our Services

Roof Repairs

Expert repair services for all types of roofing damage

Roof Replacements

Complete roof replacement with premium materials

Storm Damage

Emergency restoration for weather-related damage

Siding Installation

Durable siding to protect and beautify your home

Windows & Doors

Energy-efficient replacement windows and doors

Gutter Services

Complete gutter installation and maintenance

Attic Insulation

Improve energy efficiency with proper insulation

Roof Inspections

Comprehensive inspections to identify issues early







Service Areas

Proudly serving communities throughout Southern Maryland:

- St Leonard
- Lexington Park
- California
- Solomons
- Leonardtown
- Lusby
- Prince Frederick
- Dunkirk
- Waldorf
- La Plata
- All of Southern Maryland

Payment Options

We make it easy to invest in your home:

 Visa  MasterCard  American Express  Cash  Check  Financing Available

Specialized Services

- Roof repair near me
- Roofer near me
- Roof repair
- Roofer
- Roof inspection

Connect With Us

[Facebook](#) [Twitter/X](#) [YouTube](#) [Instagram](#) [LinkedIn](#) [Pinterest](#) [TikTok](#) [Google Maps](#) [Visit Website](#)